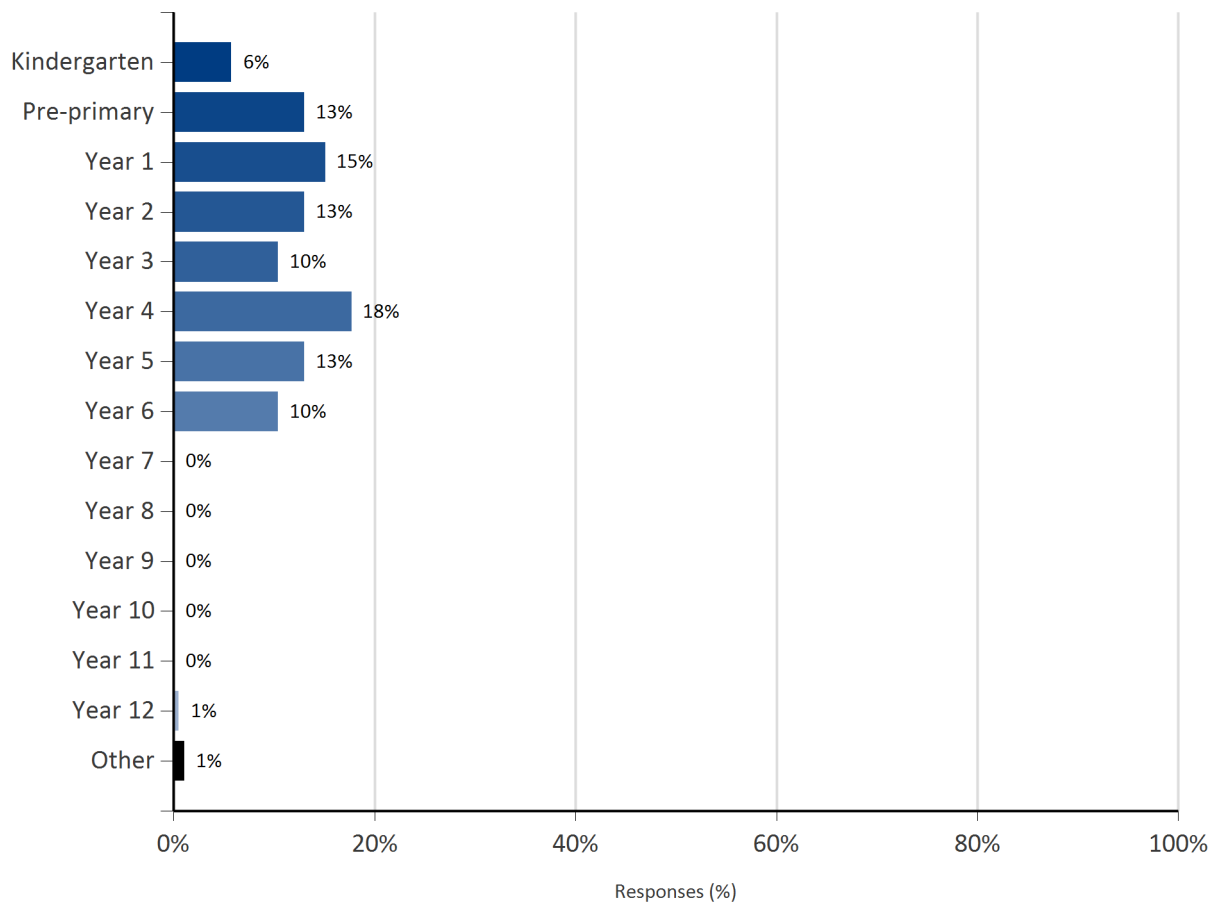




Overview

Survey title	School Board Community Survey 2022
Report title	Distribution - single
Organisation name	Vasse Primary School
Generation time & date	3:31PM - 05 Dec 2022
Generated by	Stephanie Argyle
Distribution name	School Community Survey 2022 - 27/10/2022 11:51 PM
School year	2022
Num of online responses	192
Num of manual responses	0

1 . What is the year level of the child you are considering when you answer this survey?



	Kindergarten		Pre-primary		Year 1		Year 2		Year 3		Year 4		Year 5	
	Num	%	Num	%	Num	%	Num	%	Num	%	Num	%	Num	%
Number	11	6%	25	13%	29	15%	25	13%	20	10%	34	18%	25	13%

	Year 6		Year 7		Year 8		Year 9		Year 10		Year 11		Year 12	
	Num	%	Num	%	Num	%	Num	%	Num	%	Num	%	Num	%
Number	20	10%	-	-	-	-	-	-	-	-	-	-	1	1%

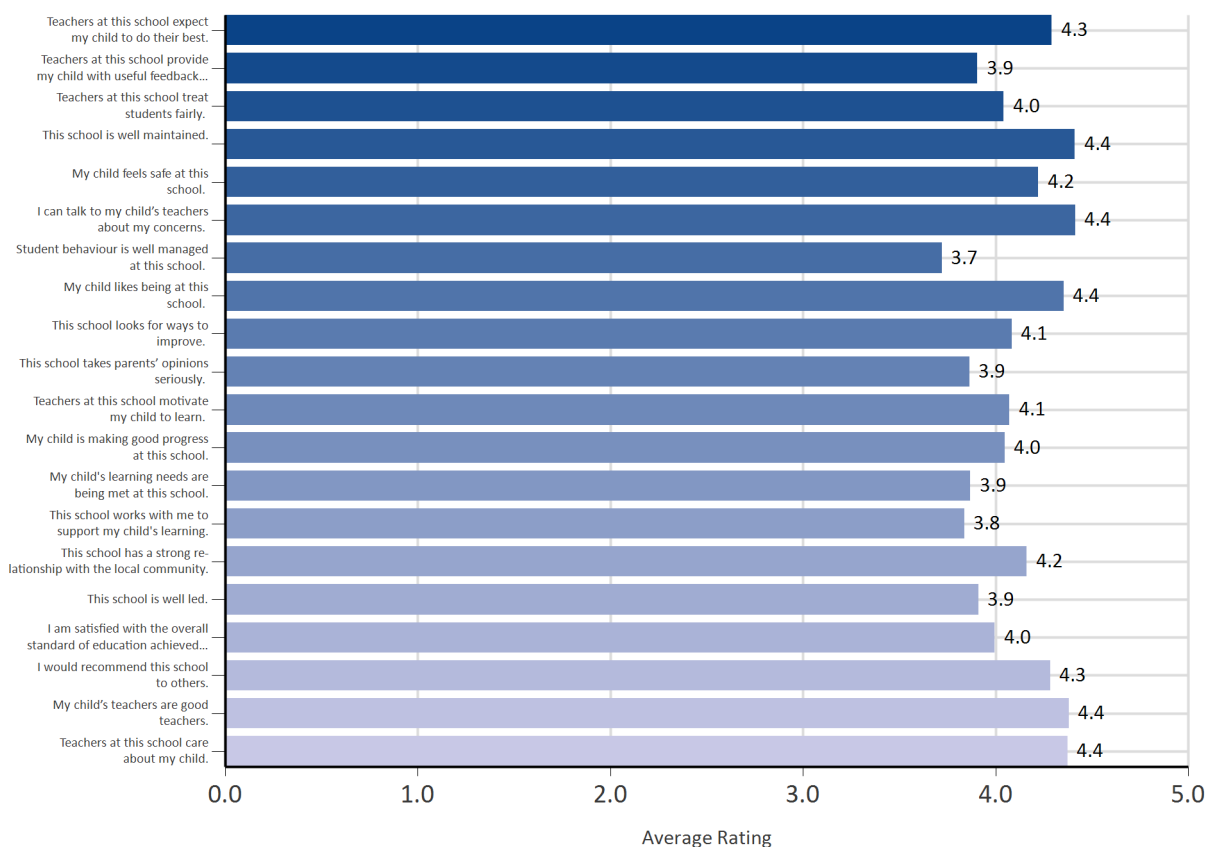
	Other	
	Num	%
Number	2	1%

2 . Please rate the items below.

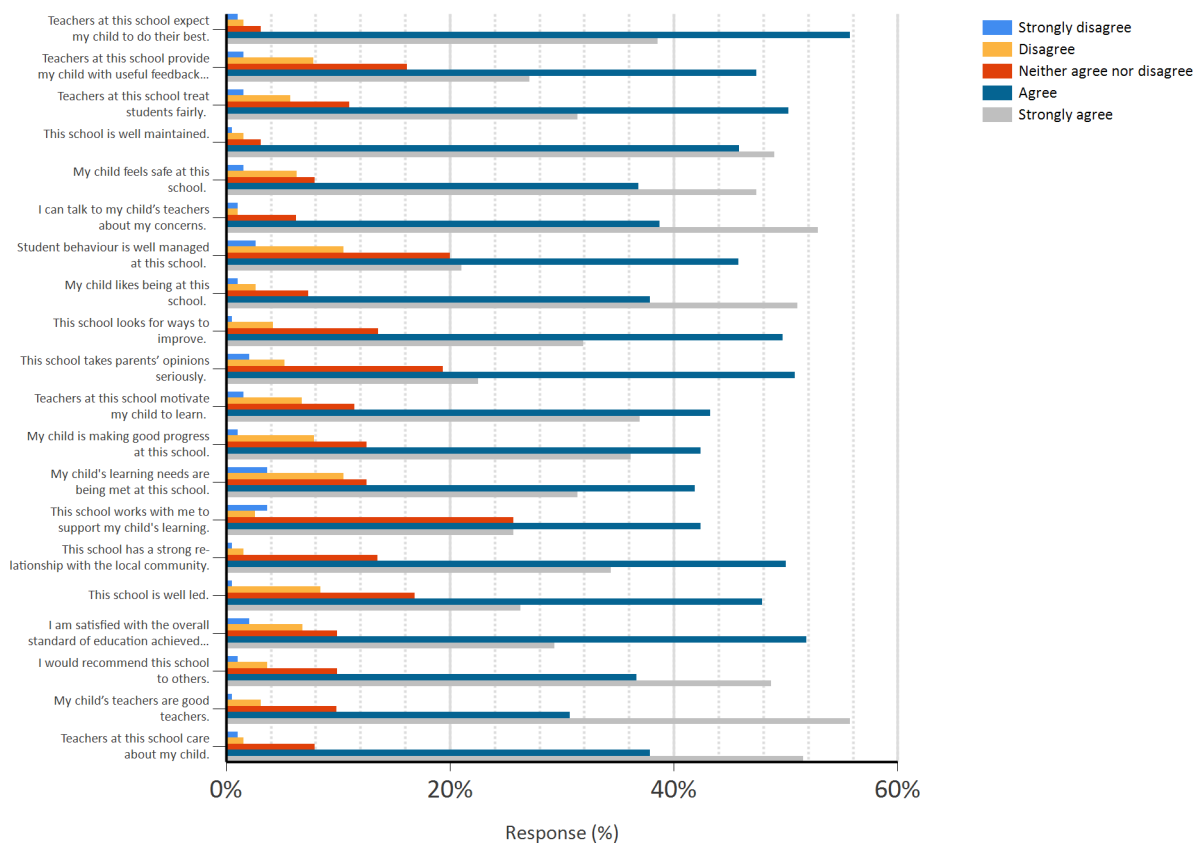
Rating

Score

Strongly agree	5
Agree	4
Neither agree nor disagree	3
Disagree	2
Strongly disagree	1



School Board Community Survey 2022

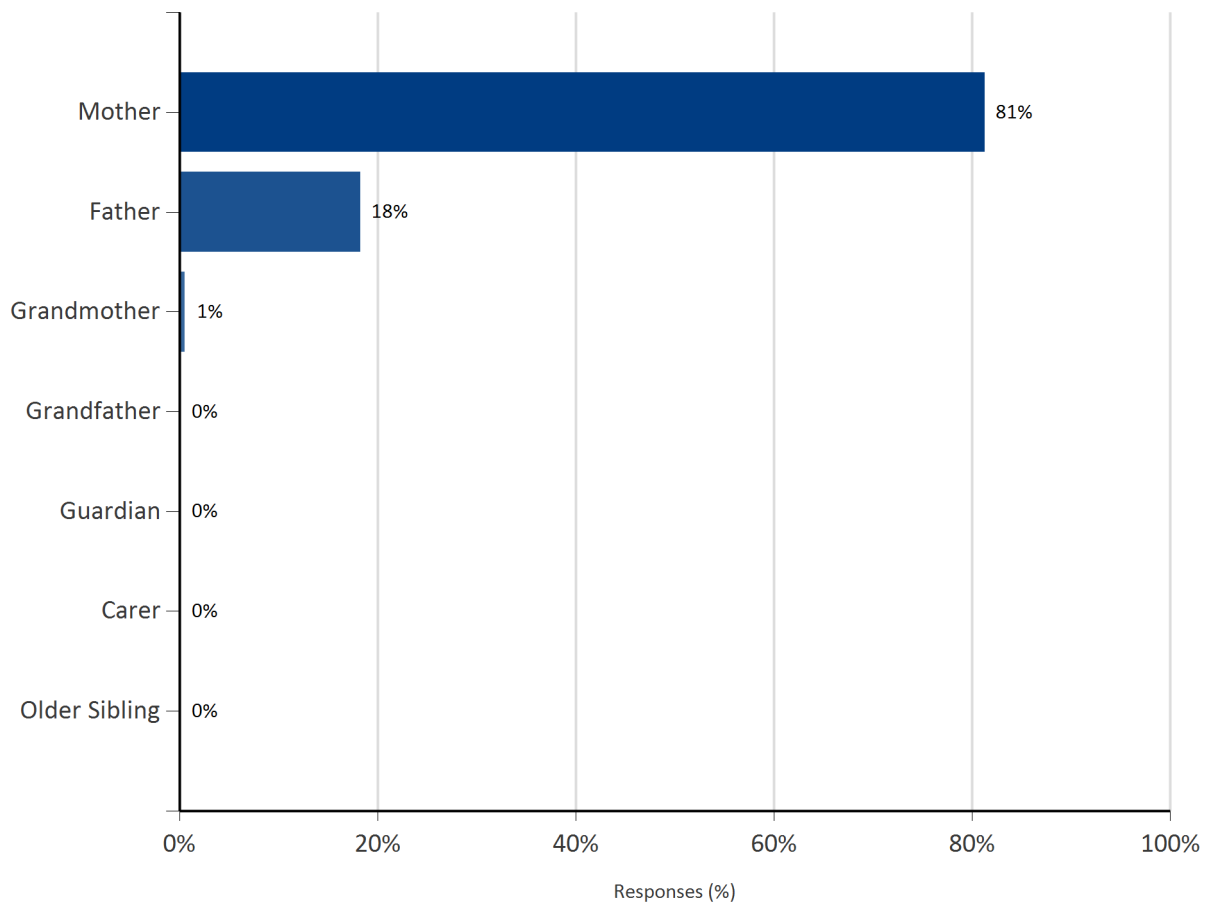


	Strongly disagree		Disagree		Neither agree nor disagree		Agree		Strongly agree	
	Num	%	Num	%	Num	%	Num	%	Num	%
Teachers at this school expect my child to do their best.	2	1%	3	2%	6	3%	107	56%	74	39%
Teachers at this school provide my child with useful feedback about their school work.	3	2%	15	8%	31	16%	91	47%	52	27%
Teachers at this school treat students fairly.	3	2%	11	6%	21	11%	96	50%	60	31%
This school is well maintained.	1	1%	3	2%	6	3%	88	46%	94	49%
My child feels safe at this school.	3	2%	12	6%	15	8%	70	37%	90	47%
I can talk to my child's teachers about my concerns.	2	1%	2	1%	12	6%	74	39%	101	53%
Student behaviour is well managed at this school.	5	3%	20	11%	38	20%	87	46%	40	21%
My child likes being at this school.	2	1%	5	3%	14	7%	72	38%	97	51%
This school looks for ways to improve.	1	1%	8	4%	26	14%	95	50%	61	32%
This school takes parents' opinions seriously.	4	2%	10	5%	37	19%	97	51%	43	23%
Teachers at this school motivate my child to learn.	3	2%	13	7%	22	11%	83	43%	71	37%

School Board Community Survey 2022

My child is making good progress at this school.	2	1%	15	8%	24	13%	81	42%	69	36%
My child's learning needs are being met at this school.	7	4%	20	10%	24	13%	80	42%	60	31%
This school works with me to support my child's learning.	7	4%	5	3%	49	26%	81	42%	49	26%
This school has a strong relationship with the local community.	1	1%	3	2%	26	14%	96	50%	66	34%
This school is well led.	1	1%	16	8%	32	17%	91	48%	50	26%
I am satisfied with the overall standard of education achieved at this school.	4	2%	13	7%	19	10%	99	52%	56	29%
I would recommend this school to others.	2	1%	7	4%	19	10%	70	37%	93	49%
My child's teachers are good teachers.	1	1%	6	3%	19	10%	59	31%	107	56%
Teachers at this school care about my child.	2	1%	3	2%	15	8%	72	38%	98	52%

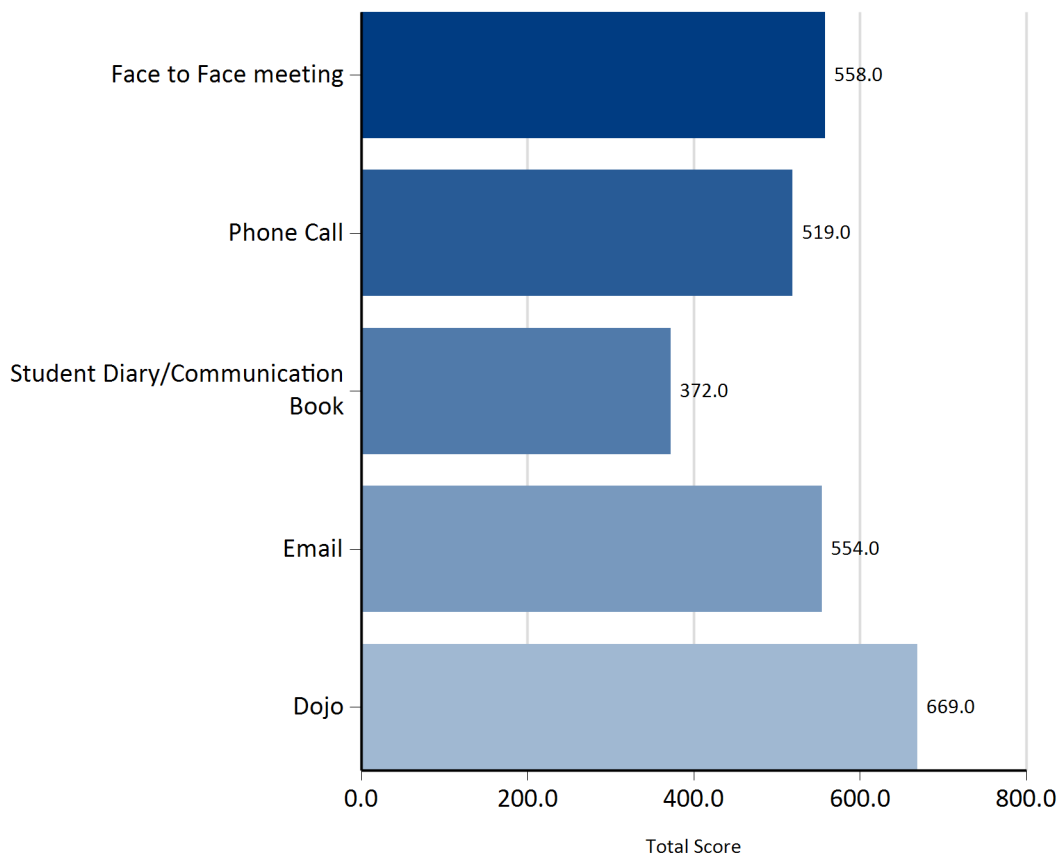
3 . Please indicate your relationship to the child/children attending Vasse Primary School.



	Mother		Father		Grandmother		Grandfather		Guardian		Carer		Older Sibling	
	Num	%	Num	%	Num	%	Num	%	Num	%	Num	%	Num	%
Number	156	81%	35	18%	1	1%	-	-	-	-	-	-	-	-

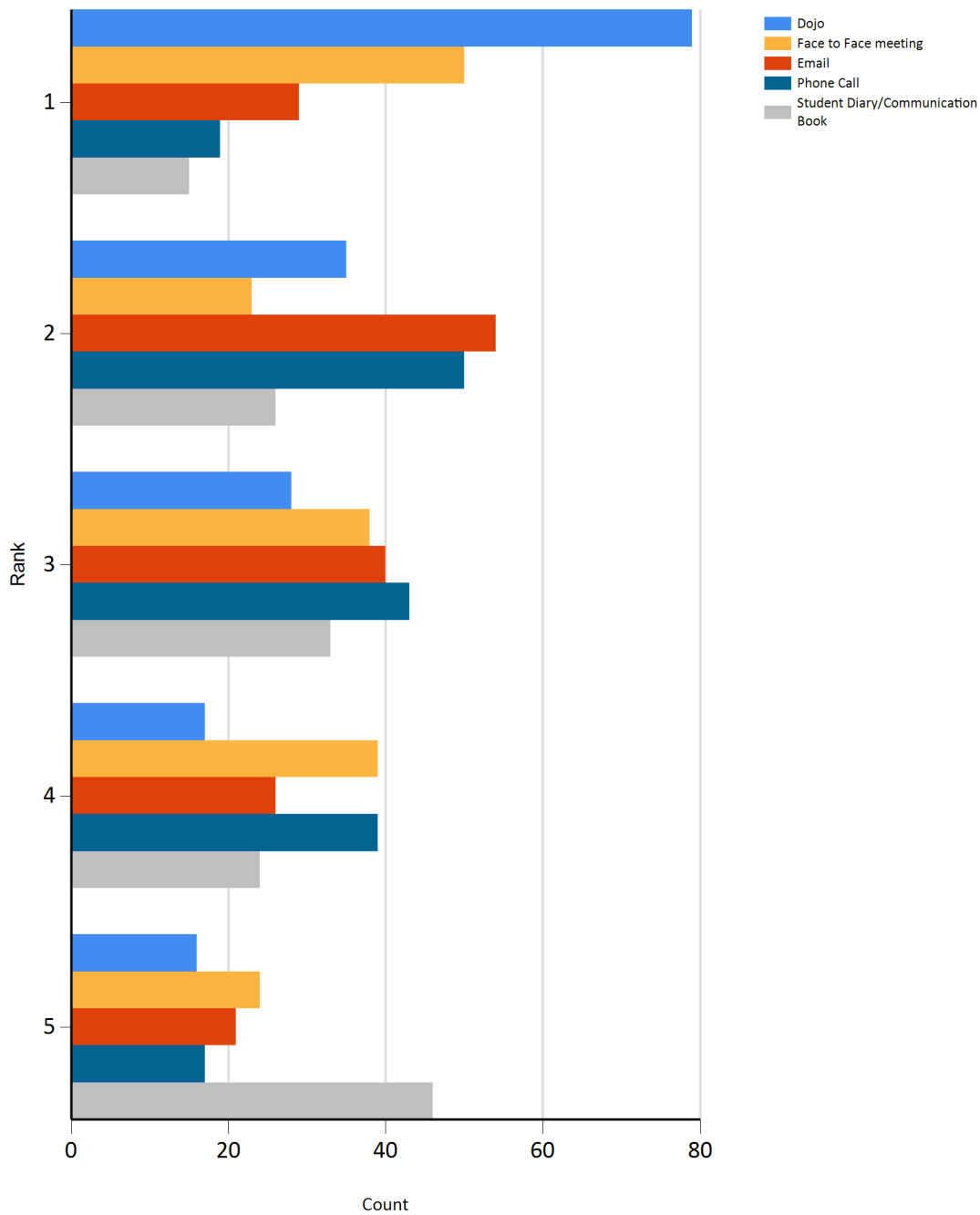
6 . When the school needs to let you know about your child's learning how would you like to receive this information?

Ranking By Total Score



	Dojo	Face to Face meeting	Email	Phone Call	Student Diary/Communication Book
Total Score	669	558	554	519	372

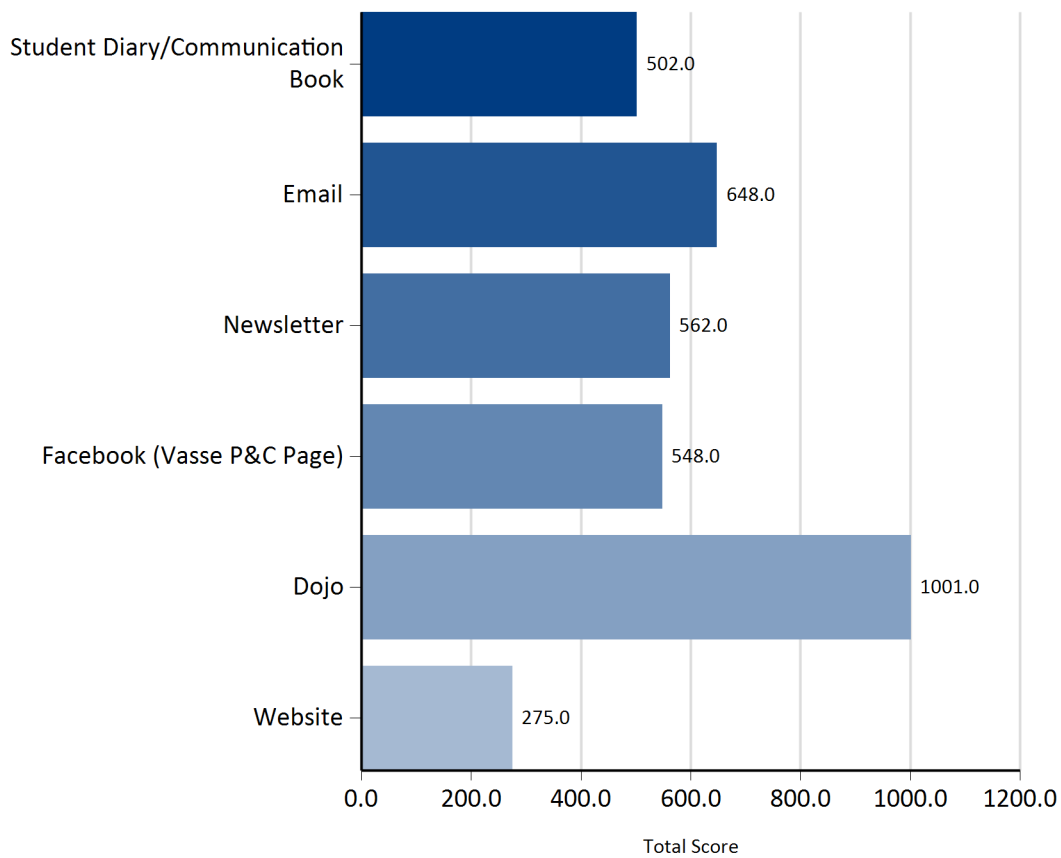
Ranking Frequencies By Item to Rank



Name	1st	2nd	3rd	4th	5th
Face to Face meeting	50	23	38	39	24
Phone Call	19	50	43	39	17
Student Diary/Communication Book	15	26	33	24	46
Email	29	54	40	26	21
Dojo	79	35	28	17	16

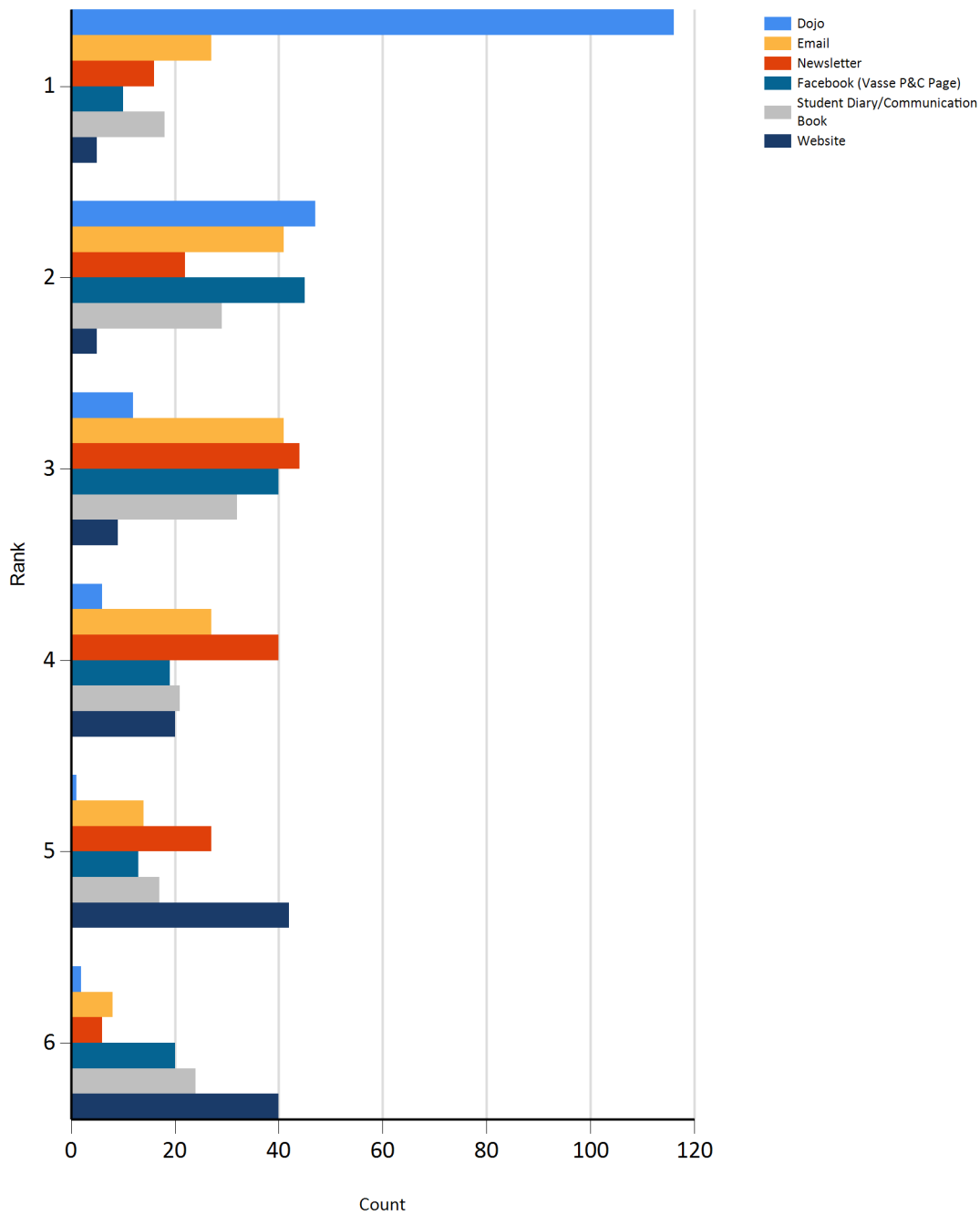
7 . When the school wants to inform you about school events and programs how would you like to receive this information?

Ranking By Total Score



	Dojo	Email	Newslett er	Faceboo k (Vasse P&C Page)	Student Diary/Co mmunic ation Book	Website
Total Score	1001	648	562	548	502	275

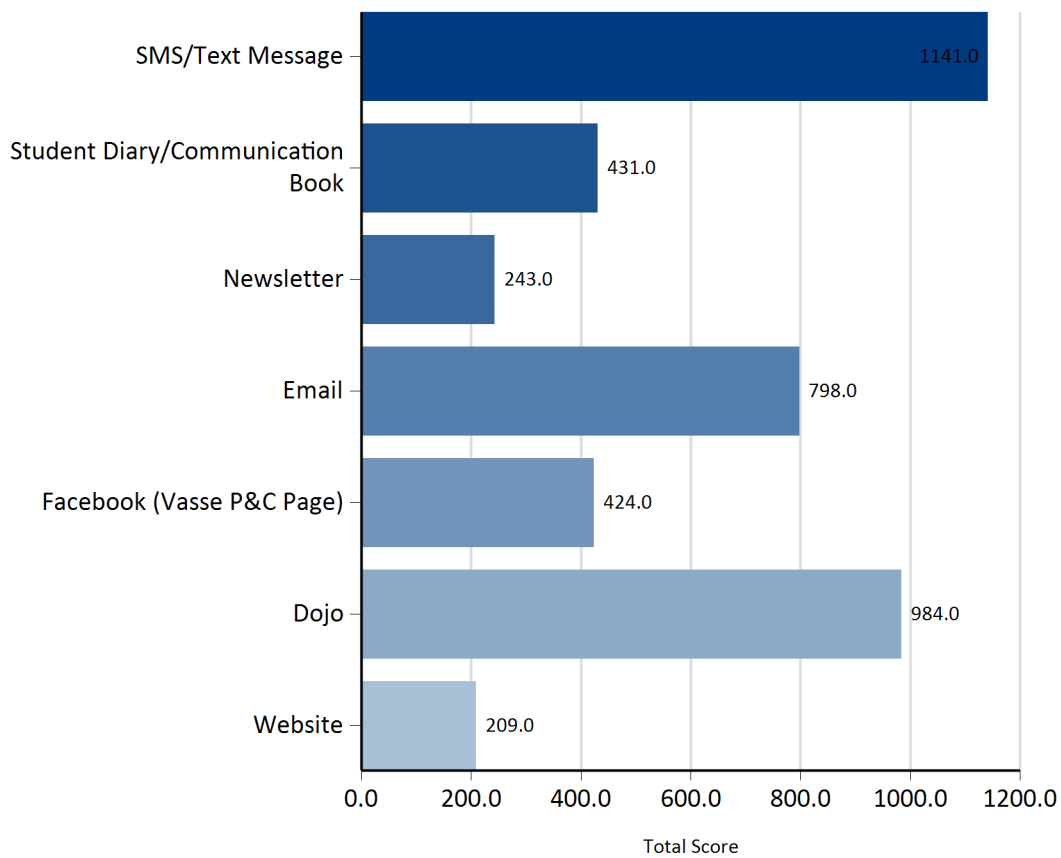
Ranking Frequencies By Item to Rank



Name	1st	2nd	3rd	4th	5th	6th
Student Diary/Communication Book	18	29	32	21	17	24
Email	27	41	41	27	14	8
Newsletter	16	22	44	40	27	6
Facebook (Vasse P&C Page)	10	45	40	19	13	20
Dojo	116	47	12	6	1	2
Website	5	5	9	20	42	40

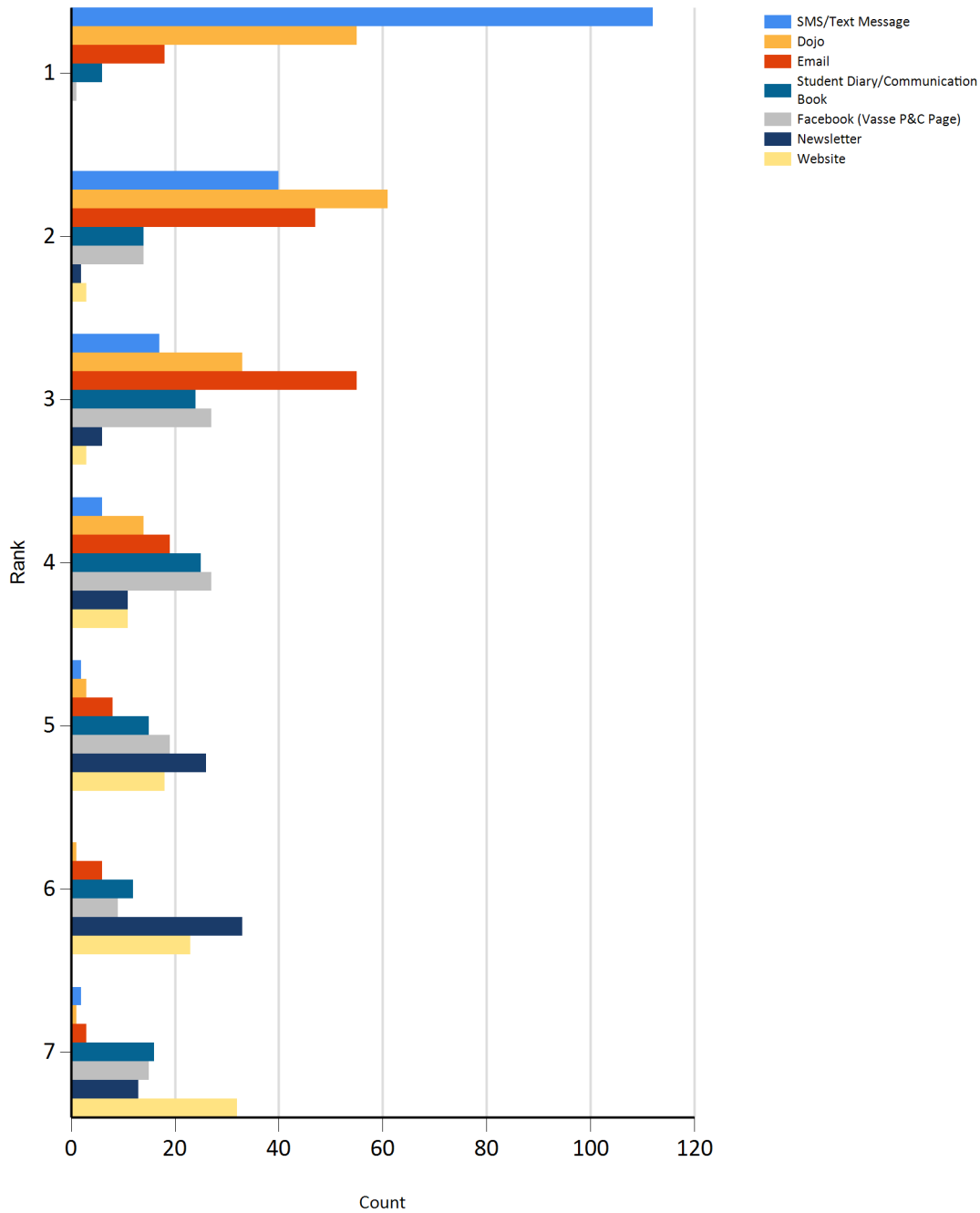
8 . When the school needs to let you know information that requires your immediate attention (i.e. COVID-19 updates during the pandemic) how would you like to receive this information?

Ranking By Total Score



	SMS/Text Message	Dojo	Email	Student Diary/Communication Book	Facebook (Vasse P&C Page)	Newsletter	Website
Total Score	1141	984	798	431	424	243	209

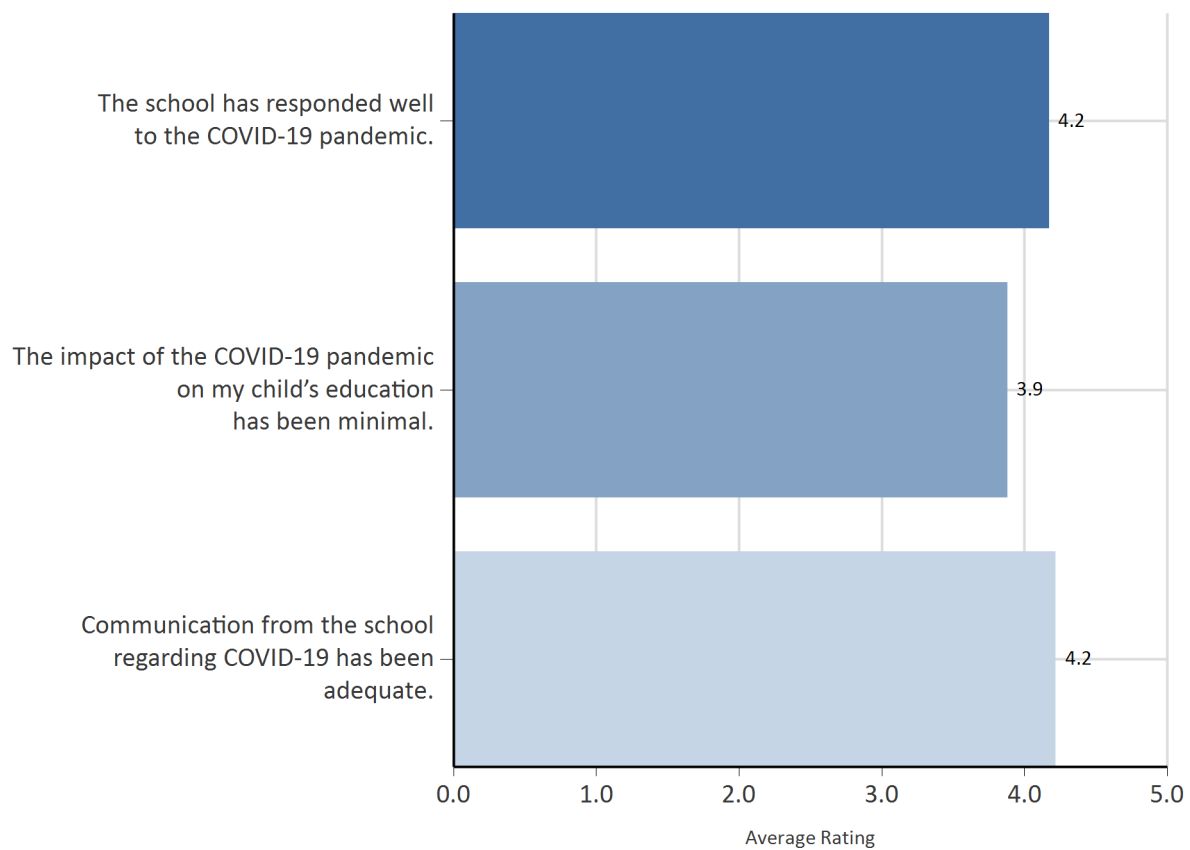
Ranking Frequencies By Item to Rank

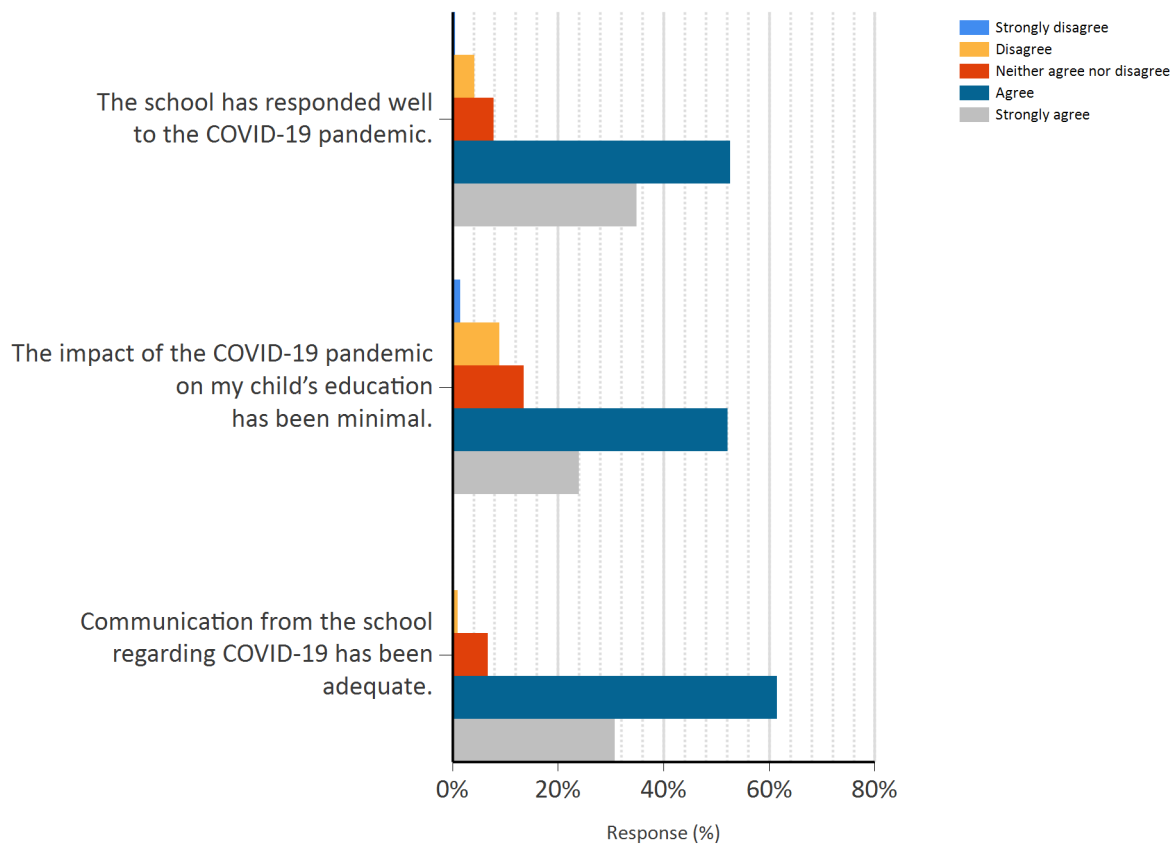


Name	1st	2nd	3rd	4th	5th	6th	7th
SMS/Text Message	112	40	17	6	2	0	2
Student Diary/Communicati on Book	6	14	24	25	15	12	16
Newsletter	0	2	6	11	26	33	13
Email	18	47	55	19	8	6	3
Facebook (Vasse P&C Page)	1	14	27	27	19	9	15
Dojo	55	61	33	14	3	1	1
Website	0	3	3	11	18	23	32

9 . We would like to know how you think the school managed their response to the COVID-19 pandemic.

Rating	Score
Strongly agree	5
Agree	4
Neither agree nor disagree	3
Disagree	2
Strongly disagree	1





	Strongly disagree		Disagree		Neither agree nor disagree		Agree		Strongly agree	
	Num	%	Num	%	Num	%	Num	%	Num	%
The school has responded well to the COVID-19 pandemic.	1	1%	8	4%	15	8%	101	53%	67	35%
The impact of the COVID-19 pandemic on my child's education has been minimal.	3	2%	17	9%	26	14%	100	52%	46	24%
Communication from the school regarding COVID-19 has been adequate.	-	-	2	1%	13	7%	118	61%	59	31%