



Vasse School Primary Distance Learning Guide

A different way of learning

We might not all be together at the school but we believe that learning takes place throughout the community in a variety of different ways. Things are going to look different for a while. We don't expect parents to replace teachers but there will definitely be some different opportunities to be involved in your child's learning. We will be here for you and we are committed to making Distance Learning work for us all.

The wellbeing of your family should always be your priority.
Please keep the communication open with us to allow us to respond to your different needs.

Welcome to Distance Learning

Welcome

Welcome to our guide about how Distance Learning will look at Vasse Primary School. This is *Distance Learning*, not *Online Learning*, as we understand that we have a diverse community with different learning needs and different access to computer technology in the home. Some students will make use of computers or tablets whilst others will complete work in hard copy if a computer is not available in their home. Learning can take place in many ways and we are here to help you. You do not need a computer for each student in your home.

Realistic Expectations

We understand that families have different expectations, needs and routines. Some families have parents working from home and some families have a number of students at home who will need guidance from their family. With this in mind, we understand that a structured school day may not be achievable every day. We have designed our Distance Learning to be flexible and not too onerous for families.

Guiding Principles

This is a difficult time for everybody. We need to make sure that we are taking care of ourselves and each other, as a priority, and then attending to our learning.

- ✓ *Families are facing very difficult circumstances during this time. Our expectations of learning continuing outside of school must be responsive to our community.*
- ✓ *Families must prioritise the health and wellbeing of their children and other relatives.*
- ✓ *Maintaining relationships is critical and we need to remain connected with school and our peers.*
- ✓ *Flexibility in delivering Distance Learning is critical. There will be opportunities for feedback throughout the term.*
- ✓ *Keep it simple.*

This is new for everybody, during this period the school will work to cater for all students' needs. Our action will stay true to the Vasse Primary School expectations.

Be Respectful ,Be responsible and Be Your Best

Should Do and Could Do Learning

Should Do and Could Do

Should Do activities are those that we recommend are undertaken each day. They have been divided into Literacy, Numeracy and Inquiry Learning. *Could Do* activities are for you to choose from and need to fit in with the time and resources available to your family.

Should Do	
Literacy	Journal Writing
Numeracy	Maths Activities
Inquiry Play based Learning	Integrated Inquiry based learning / play based learning that could include: Technologies, English, Mathematics, Humanities & Social Sciences, Science, The Arts, Health and Physical Education and Languages.

Could Do	
Other Learning Areas	There may also be additional Literacy and Numeracy learning activities to choose from along with learning activities from other learning areas.

Recommended Learning Times

Every family is different. Some students thrive in a self-directed learning environment and others will need help along every step of the way. With this in mind, we have created some suggested guidelines for the amount of time to spend on Distance Learning each day. Some students will want to spend longer on their Inquiry / Play based learning – go for it! Refer to your weekly learning guide for recommended times. If you need to spread your learning over the week in a different way, then we encourage you to do what's best for your family.

Suggested daily learning times:

	Should Do	Could Do
Kindergarten and Pre-Primary	Up to 60 minutes	This is up to your family to decide.
Year 1 and Year 2	Up to 90 minutes	
Year 3 and Year 4	Up to 120 minutes	
Year 5 and Year 6	Up to 120 minutes	

Weekly Learning Guides

You will receive a link to the Weekly Learning Guide via Dojo for each student in your home. You will also be able to access this from <https://www.vasseps.wa.edu.au>. Not all of the learning activities require access to a computer. Some activities will be more independent than others. You don't need to print everything out. By reading through the activities you might decide to:

- Print some activities;
- Complete activities on paper;
- Just talk about an activity; or
- Complete the activity in a digital form.

Weekly Learning Guides

Students across each particular year level will receive the same Weekly Learning Guide. How you choose to engage with the learning and with your child's teacher will look different for everybody. Some students will need lots of guidance and others will be comfortable with less contact from their teacher.

Take some time at the beginning of the week to read through the Weekly Learning Guide and email your class teacher with any questions that you have. This will allow your child's teacher to provide the level of support that is needed.

The Weekly Learning Guide will look similar to this:

Distance learning Year 1	Term 1	Week 1
Should Do We recommend spending up to 90 minutes each day		
Literacy	Numeracy	Inquiry
<ul style="list-style-type: none"> ● Example Activity ● Example Activity 	<ul style="list-style-type: none"> ● Example Activity ● Example Activity 	<ul style="list-style-type: none"> ● Example Activity ● Example Activity
Could Do You could choose to do some of these activities too.		
Literacy	Numeracy	Inquiry
<ul style="list-style-type: none"> ● Example Activity 	<ul style="list-style-type: none"> ● Example Activity 	<ul style="list-style-type: none"> ● Example Activity
Health / Physical Education	Arts	Indonesian
<ul style="list-style-type: none"> ● Example Activity 	<ul style="list-style-type: none"> ● Example Activity 	<ul style="list-style-type: none"> ● Example Activity

Communication

At the Beginning of the Week

You will receive a link to the Weekly Learning Guide via Dojo for each student in your home. You will also be able to access this from <https://www.vasseps.wa.edu.au>. Families who do not have access to online facilities at home will collect their Weekly Learning Guide Pack from outside reception at Vasse Primary School from 9.00am on Mondays.

Teachers Communicating with Families

Teachers will communicate with families via Dojo, on the phone and Zoom. Teachers will communicate with their class at least three times a week using Zoom to help connect students with their peers. You will have the opportunity to Dojo teachers throughout the week between 8.30am and 3.00pm to clarify any concerns. Teachers will be regularly checking Dojo during these hours to support student learning.

Dojo will continue to be used as our main form of communication. We will not be introducing any new communication platforms to ensure that we do not overload families.

We ask that if necessary you provide the school / teacher with feedback once the Distance Learning Program starts to ensure that we maintain effective home – school communication. Teachers will do Dojo updates for their classes throughout the week.

Each family can expect a phone call from their Teacher/Education Assistant at the commencement of the Program to discuss their learning, any workload concerns and their wellbeing.

Student Communication

Students will have the capacity to communicate with their teachers via Dojo to ask for advice, clarification and direction in relation to their learning. Students may choose to submit learning activities to a designated google folder for the purpose demonstrating understanding.

Assessment of Learning

Learning will look very different and the usual assessment methods that we use at school will not be able to be utilised. At the start of the program we will be focusing on wellbeing and establishing learning routines. As the term progresses the weekly Learning Guide will include assessment pieces. Google Forms will be used as part of this process.

What Matters Most

What matters most is that students feel safe and secure in these unprecedented times. We are here to help and can offer a range of resources to support the mental health and wellbeing of your family. It's important that we know how you are feeling and you can share this with us through your classroom teacher or by emailing us directly at vasse.ps@education.wa.edu.au.

Routines at Home

Establishing a Distance Learning Routine can be very important but you also need to be flexible to adapt your family's needs and circumstances. If you are having trouble completing the recommended *Should Do* times, please have a conversation with your child's teacher. We will be flexible and supportive of your family's needs.

Important Contacts

School Psychologist	Deb Anderson	9746 3700
School Chaplain	Sam Curran	9746 3700
Vasse Primary School: Principal	Simon Mansfield	9746 3700 Simon.Mansfield@education.wa.edu.au
Vasse Primary School: Remote learning Coordinator	Rob Reynolds	9746 3700 Robert.Reynolds@education.wa.edu.au
Vasse Primary School: Student wellbeing / services	Susie Reeves	9746 3700 Susan.Reeves@education.wa.edu.au
Vasse Primary School: Website - School updates		https://www.vasseps.wa.edu.au
Child and Adolescent Health Services	1800 048 636	https://www.healthywa.wa.gov.au
Beyond Blue Australia	1300 224 636	https://www.beyondblue.org.au
Kids Help Line	1800 551 800	https://kidshelpline.com.au
Lifeline	131 144	https://lifelinewa.org.au

How to sign up to Dojo

1. Download the ClassDojo from the app store or google play store.
2. Navigate to the homepage and click "I'm a parent" or "Sign up as a parent". Enter your personal information and click sign-up or create an account.
3. If you have been provided with a parent code, select "Add child using code" to enter the code and connect to your child's teacher.

If you do not have a parent code, click "Add child through a teacher" to search for your child's teacher and [request to connect to their class](#).

A video with these instructions can be found here:

https://www.youtube.com/watch?v=_pt6mVa4jPM

Class Dojo Helpdesk

If you are having any other issues please click the link below for the Dojo Helpdesk:

https://classdojo.zendesk.com/hc/en-us/articles/205417305-Create-a-Parent-Account?mobile_site=false#web



For parents

See how ClassDojo works at home.

ClassDojo Helpdesk > For parents > The Basics Follow

▼ The Basics

- [Create a Parent Account](#)
- [Compatible Browsers and Devices for ClassDojo](#)
- [View Your Child's Class Report](#)
- [Translate Messages and Story Posts](#)

▶ Connect

▶ Account Management

▶ Student Accounts

▶ Troubleshooting

▶ ClassDojo Beyond School

View Your Child's Class Report



Web



iOS



Android

From the Web

If your child's teacher has elected to share points with parents, you can view reports for the past two weeks in your children's classes.

Here's how:

- 1 Log into your parent account on the [ClassDojo website](#)
- 2 Select the name of the child whose report you would like to view from the left side of the screen under "All Stories"

ZOOM

How to use Zoom

You will need to download Zoom onto your device or open in an internet browser and have access to google suite apps.



The application can be used on most devices but.... The device you decide to use needs to have a **camera** and **microphone** if you want to interact on zoom. However most of the zoom sessions will involve teachers talking to the class. Most tablets, laptops and phones work well as usually they have these features built in.

zoom Zoom for parents

Zoom is an app that will allow teachers to communicate with you and your child via video conferencing. We want to give you the directions to download and use this application on a variety of devices.

Zoom for Apple and Google/Android Handheld Devices

1: Download the app



2: Create a free account by clicking SIGN UP and follow the directions for adding your email address, first and last name, and agreeing to the terms of service.

3: A confirmation email will be sent to the email you used. Please be sure to verify your email address by clicking the link in the email marked ACTIVATE ACCOUNT.

4. You are now signed up for ZOOM.

Joining a zoom meeting

1. In order to join a meeting a **teacher will send you on Dojo a Meeting ID**, you will need to open the app and sign in if you are not already signed in.


2. Then, you will enter the **meeting ID and Password** provided.

3. Make sure you allow access to the microphone by clicking OK and to join audio.

ZOOM for PC, Laptop, or MAC, Get the software and sign in

1. Sign up for a basic ZOOM account <https://zoom.us>
2. Download software, go to <https://zoom.us> and follow the directions for logging in (using the credentials you created when you signed up for your basic account in STEP 1).
3. The ZOOM download will begin and open automatically. If it does not start automatically, press the DOWNLOAD HERE link.
4. Once downloaded, it should open automatically. If it does not, double click on the downloaded file on the bottom of the page (or the ZOOM file in your downloads folder).
5. You will need to allow for your camera and microphone to be used.

JOINING A ZOOM MEETING

1. Search for the ZOOM app in your search bar The icon will look like  this..
2. Open up the ZOOM app.
3. To join a meeting, press JOIN MEETING and enter your meeting ID or link name (would have been sent to you by the teacher via Dojo)



Parent Help

<https://www.youtube.com/watch?v=d7xXZxRDFUU>

Google Suite

At school all children are given a google login. In Years 3-6 students use the google suite of apps to complete their work online. All students have a login and use this on chrome books at school. This will be the online platform used for all students and parents. Students and parents can access this from a computer tablet or phone. It is recommended that parents and students download and prepare this platform now.

The main apps that will be used are google drive, docs and slides.


How to use Google Suite



If using a phone or tablet you will need to download the free apps onto the chosen device. This can be done through the apple or android store.

Home Computer

If using a home computer google chrome can be downloaded as a browser. From here students can login and access the content they need.



Accessing Learning Content

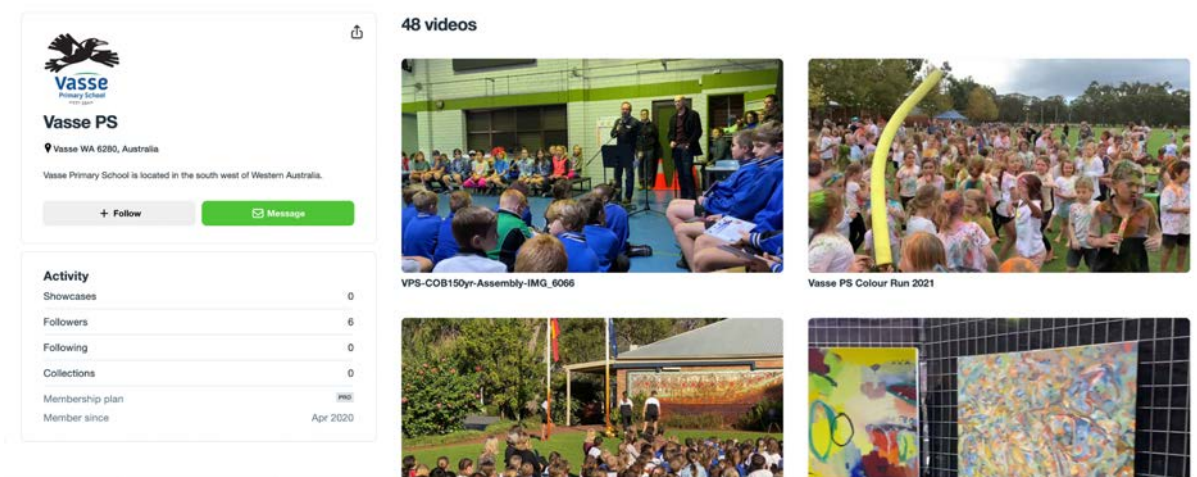
Vasse Primary school will be using a Google Folder System for students to access in google drive. This will have a "Should do" and "Could do" folders of learning content. All content in all year levels will be open. So students can choose to work at any year level. Weekly work will be posted here.

https://drive.google.com/drive/folders/1gdyH15Gk_Ecy2e4Cz7s8UWacna2OFSC9?usp=sharing



The school will use its online Vimeo account to send video messages, share lesson content or ideas and communicate. These links will be either shared in the weekly learning folders or posted on dojo and the website. These can be accessed without a login and watched on any device or computer.

Teacher zoom sessions will also be uploaded here. A link will be provided on the website or you can simply type in the below address.



<https://vimeo.com/vasseps>

Hard Copy

Why Hard Copy?

Some families do not have internet access in their homes and it is important that we are still able to provide Distance Learning Packs for these families. Those families that have confirmed that this is the case will collect a Distance Learning Pack from the school at the beginning of each week. *(Please ensure you have registered for a pack as they will be printed for registered families only).*

What is in the Hard Copy Pack?

The same Distance Learning Guide that is sent home electronically will be sent home in hard copy. A hard copy of the online learning experiences will also be included in the pack.

Collecting the Hard Copy Pack

Packs will be available from 9.00am on the first school day of each week. *(This will be on the second day of the term at the beginning of each term).* Collect the labelled envelope from your student's year level area which will be located outside the office at the main entrance to the school. Hand sanitising gel will be available and we appreciate your vigilance in ensuring that your hands are clean when collecting packs. Please maintain the social distancing protocol of remaining at least 1.5m away from other people.

Communicating with School

If you have internet access via a smartphone you can Dojo your child's teacher throughout the week between 8.30am and 3.00pm. Teachers will be regularly checking Dojo during these hours to support student learning. Alternatively, you can telephone the school on 9746 3700.

Do I Need to Return the Hard Copy?

This will not initially be a requirement. If Distance Learning continues to operate for an extended period of time, then we will communicate a variety of ways that students can share their learning with their teachers.

The School Site

Who will be at School?

This will be determined by the Department of Education and the Western Australian Government and may well vary. Dojo messages will be sent out regularly informing the school community who is on site.

Learning At Home

Disclaimer: Please note every child is different and every parent is different and it's the expectations we bring to the Distance Learning Program that will make it successful. Be confident with the expectations you provide for yourself and your children. The following information is a guide to help you succeed with your child's individual needs.

Where to learn?

You don't need to set up a classroom at home, children are pretty adaptable. Although you will need to consider the learning activity is appropriate to the space, activities will generally dictate their environments. If children are engaged in craft activity in a space where gluing, cutting and painting is needed, music might be playing during a craft activity. If it's a quiet time then a comfortable place would be required. It's up to you and your child's imagination as to where activities are performed, remember at Vasse Primary School their learning spaces are varied and task orientated.



Where to start?

All students thrive on structure, routines and expectations. A good routine should include time to work, some time to play, some family time and some quiet time.

What does a routine actually look like? In the pack that Vasse Primary School sent out there is an example of a fairly structured routine. The routine that you create needs to suit your family. Your family might enjoy getting up early, so this might be a good time to do some learning. On the other hand, your family may be focused later in the day.



Remember when your child is at Vasse Primary School they are participating in a number of activities during the day, some physical, some mental, some social. Your routine needs to reflect a similar structure. A tip is to write the routine up somewhere, on the fridge is always a good place, as most kids know where that is! They generally gravitate there when unsure of what to do next.

Please be aware that some children need more play time in their routine. Play is ok!



Researchers say that breaking for 15 to 20 minutes every 45 minutes is good academically and emotionally. We all know that generally we start to be less productive at the end of a long mind straining learning experience.

While physical play not only breaks the learning, it also re oxygenates the brain and rejuvenates your body.

To start building your routine, have a learning base of around 2 hours which can be created by the work provided by the school or by engaging in activities you have located. The school will work hard to provide accessible work for you to access. The work provided is an expectation of the school and will be provided for children’s learning needs, also as a guide for you as a parent. The following expectations are also key to creating an effective routine for your children.

Expectation 1- Make play an essential part of your daily routine.

Expectation 2- Make family connection part of the equation.

Expectation 3- Learning time needs to occur.

Expectation 4- Make time to reflect

Expectation 1: Make play an essential part of your daily routine

Children need time to play. Within your daily routine, factoring in daily opportunities to play. Play can occur in many forms, nurturing different types of play is a great way to vary the day and allow for some emotional breathing space.

Play does not necessarily need your involvement, although children may enjoy you being immersed in the play with them or playing alongside them.

Some types of play you might explore:

<p>Rough and Tumble Play</p> <p>Children, some more than others, need to play inside and outside. They need types of play that will burn up energy and play that discovers physical flexibility in a friendly and positive way.</p> <p><i>Example: Jumping on the trampoline, a game of tag, swinging on a rope, wrestling sliding down the stairs on a bodyboard (probably need some supervision for that one)</i></p>	<p>Imaginative Play</p> <p>Play where rules that govern the physical world do not apply.</p> <p><i>Example: They become a bee with wings or a unicorn</i></p>	<p>Creative Play</p> <p>Allows children to explore, try out and use their imagination. They can use all different items and make something new.</p> <p><i>Example: Lego, paint, sticks, cooking</i></p>
	<p>Explorative Play</p> <p>Using senses of smell, touch and even taste to explore and discover the function and texture of things around them.</p>	<p>Social Dramatic Play</p> <p>Children acting out experiences.</p> <p><i>Example: playing house, going to the shops or</i></p>

Example: building things with natural objects, experimenting with cooking.

restaurant, being a policeman.

Expectation 2: Make family connection part of the equation

In this time of isolation, this is not only a challenge for yourself but your children, children generally would spend their day in the company of other children, learning and playing. It is important to maintain connections with friends, classmates and family. There are some easy ways to connect with family, making phone calls, FaceTime, writing letters/emails, sending a postcard, playing online games (educational) for example Words with Friends.

During the online learning experience, Vasse Primary school will provide opportunities for video link up with other students and teachers. We expect students will utilise this where possible. We will be using Zoom (online video application) to connect students and teachers. This is a free tool that can be downloaded which you could use to connect with your wider family as well. (<https://zoom.us/>)

Expectation 3: Learning time needs to occur



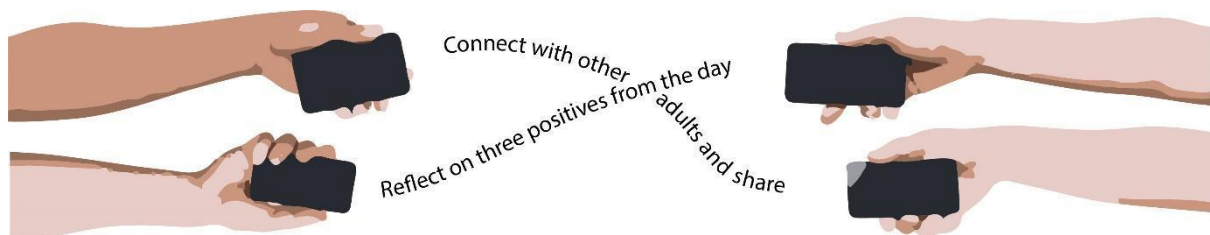
We understand that not all households may have a device for every child or an Internet speed that enables access to large downloads. We want to work with you to provide a user-friendly system that is not only easy for you to use but also for your children. We will be using Google to provide you with scheduled work. These activities have been designed at your child's year level and in a way that requires minimal download by parents/students. The activities have mostly been designed as engaging tasks rather than one off downloadable worksheets. These tasks we hope will provide

opportunities for more independent work by children as we are aware you will have other responsibilities throughout the day. Brother and sisters can make good teacher helpers and so give permission for them to help each other.

It is not essential to work through all tasks, however the tasks have been structured in a way to provide the best opportunity for learning over the week and we encourage that your child attempts the majority of them.

Expectation 4: Reflection

It is a good time at the end of the day when you have a moment to yourself to reset (find a relaxing beverage/place). Take this time to think about the successes of the day as we often forget the achievements and resonate on the negatives. This is a good time to talk to your family and friends about how they are succeeding. Remember, teaching a family member is one of the hardest, yet most fulfilling jobs asked of any of us. This situation requires patience and perseverance and if you feel stuck at any point, don't hesitate to contact the school.



VPS takes pride in its connection with its community. You are, whether at school or not, part of our community and our role is to provide you with support whether that be educational,

technical or emotional. We have set up a school help line that will respond to each of these concerns. Please know that you are not alone in this situation. There are also a number of Vasse community online support such as the Vasse Primary School Parents Support Group (Facebook) and for the younger children, the Wonder_Explore_Grow (Instagram) for play based activities.

Do you need further information?

Vasse Primary School:

Website: <https://www.vasseps.wa.edu.au>

Email: Vasse.ps@education.wa.edu.au

Phone: 97463700