



Table of Contents

Executive Summary	1
Attendance 2020- Students & Staff	2
ACER Assessment 2020	4
Snapshot: Maths	4
Snapshot: Reading Comprehension	4
Snapshot: Spelling	
Parent Satisfaction Survey 2020	5
Highlights 2020	9
Finances for 2020	10



Executive Summary

Vasse Primary School has a long and historic past. It is through the professionalism, devotion and enthusiasm of all staff that Vasse PS continues to provide a quality, challenging educational program for students in their care. The good standing of this school across the State is a credit to the whole school community; staff, students and parents, and something for all to be proud of.

Although the population of Vasse Primary School has increased, the school maintains a rural feel, helped by its location and the number of trees and grassed areas. Vasse Primary School actively promotes its PBS behavioural expectations of Be Responsible, Be Respectful and Be Your Best. Everywhere in the school, the school expectations are displayed to ensure all members of the school community are aware of these expected behaviours.

We note and value the community feedback which we frequently receive regarding the positive and friendly atmosphere which pervades the school.

2020 will go down in history as one of the most disruptive years in recent history. The worldwide pandemic of COVID-19 caused schools to recreate the way they operate and had everyone referring to the media daily.

In a three-week period, education in Western Australia was turned on its head. Students were being taught online from home with teachers quickly learning the art of Zooming. Work packs were developed and suddenly schools became very quiet buildings.

Thankfully Western Australia was able to manage the pandemic and schools were able to return to some form of normality albeit in a state which had closed the doors to the rest of the world, literally. Anxiety was at an all-time high, which led to the consistent message coming from the leadership team "To lead with care and compassion and not necessarily curriculum." The National Education Authorities canceled NAPLAN across Australia along with many other educational programs, conferences and professional development.

COVID-19 however did provide us with a silver lining, in that it allowed us to think about what was really important. It defined what we wanted to keep (ie hand sanitiser in all classrooms), and what we could let go, due to the disruption of the COVID-19 pandemic.

The school entered its third and final year of the business plan with many of the strategies implemented. Staff have embraced the strategies in each of the operational plans with pleasing results and high levels of engagement.

Throughout this report you will find information relevant to School Context, Performance and Management in 2020. The information provided is a snapshot of many of the activities, events and organisational structures within the school and I hope you find its contents informative.

Additional information is always available through the School Board, Vasse PS P&C and School Administration.

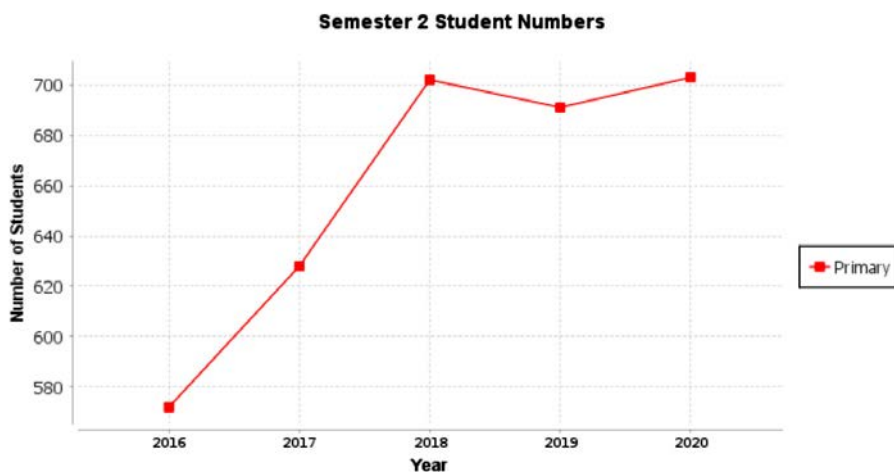


Attendance - Students & Staff

Student Attendance

The attendance of students at Vasse Primary School continues to be greater or equal to the rest of the state. Several students managed 100% attendance for the year. Our school app/website is used by parents to record absences.

Student Numbers	PPR	Y01	Y02	Y03	Y04	Y05	Y06
2017	92%	94%	94%	95%	94%	93%	93%
2018	93%	93%	94%	94%	93%	93%	93%
2019	91%	91%	92%	93%	92%	92%	91%
WA Public Schools 2019	91%	91%	92%	92%	92%	92%	92%



Semester 2	2016	2017	2018	2019	2020
Primary (excluding Kindergarten)	572	628	702	691	703

The 2020 attendance rates are not available for publication as they were adversely affected by the COVID-19 pandemic and are not comparable to previous years.



Staff Numbers

Administration Staff	No.	FTE	AB'L
Principals	1	1.0	0
Deputy Principals	4	3.0	0
Total Administration Staff	5	4.0	0

Teaching Staff	No.	FTE	AB'L
Level 3 Teachers	3	2.7	0
Other Teaching Staff	43	36.8	1
Total Teaching Staff	46	39.5	1

School Support Staff	No.	FTE	AB'L
Clerical / Administrative	5	3.6	0
Gardening / Maintenance	1	0.8	0
Instructional	1	0.2	1
Other Non-Teaching Staff	34	22.5	0
Total School Support Staff	41	27.1	1

Total	84	65.8	2
-------	----	------	---

All teaching staff meet the professional requirements to teach in Western Australian public schools and can be found on the public register of teachers of the Teacher Registration Board of Western Australia





ACER Assessment 2020

Vasse Primary utilises ACER assessments in the areas of Math and English to monitor student's achievements in these areas. Assessments are performed in Term 1 and Term 4 by the students online.

The data in Term 1 is analysed by teachers in their year groups where they isolate areas of weakness and also identifying target students who have the potential to make positive gains. Year level targets are then also set. These targets and the students are monitored throughout the year.

The assessments are delivered again in Term 4 and the data is scrutinised. Teachers look at the Year level target and the target students. The four diagrams show the median scores in Term 1 and then in Term 4.

In 2020 every Year level demonstrated positive growth and above, or close to the National Median score.

Snapshot of Entire Vasse Primary School Maths			
Year	Vasse Median	Normed Median	Difference
2	98.3	103	-4.7
3	101.9	110.9	-9
4	113.4	117.4	-4
5	114.1	122.7	-8.6
6	123.1	127	-3.9

Term 1, 2020

Snapshot of Entire Vasse Primary School Maths				
Year	Vasse Median	Normed Median	Difference	Growth
2	109.3	103.0	+6.3	+11
3	111.8	110.9	+0.9	+9.9
4	118.8	117.4	+1.4	+5.4
5	120.9	122.7	-1.8	+6.8
6	127.8	127.0	+0.8	+4.7

Term 4, 2020

Snapshot of Entire Vasse Primary School Reading Comprehension			
Year	Vasse Median	Normed Median	Difference
2	86.8	100.5	-13.7
3	95.4	110.9	-15.5
4	106.7	118.7	-12
5	117.5	124.5	-7
6	127.8	128.8	-1

Term 1, 2020

Snapshot of Entire Vasse Primary School Reading Comprehension				
Year	Vasse Median	Normed Median	Difference	Growth
2	101.1	100.5	+0.6	+14.3
3	108.2	110.9	-2.7	+12.8
4	117	118.7	-1.7	+10.3
5	125.7	124.5	+1.2	+8.2
6	129.4	128.8	+0.6	+1.6

Term 4, 2020

Snapshot of Entire Vasse Primary School Spelling			
Year	Vasse Median	Normed Median	Difference
3	87.4	97	-9.6
4	104.4	112	-7.6
5	116.6	124	-7.4
6	128.5	132	-3.5

Term 1, 2020

Snapshot of Entire Vasse Primary School Spelling				
Year	Vasse Median	Normed Median	Difference	Growth
3	94.7	97	-2.3	+7.3
4	113.8	112	+1.8	+9.4
5	122.4	124	-1.6	+5.8
6	133.8	132	+1.8	+5.3

Term 4, 2020

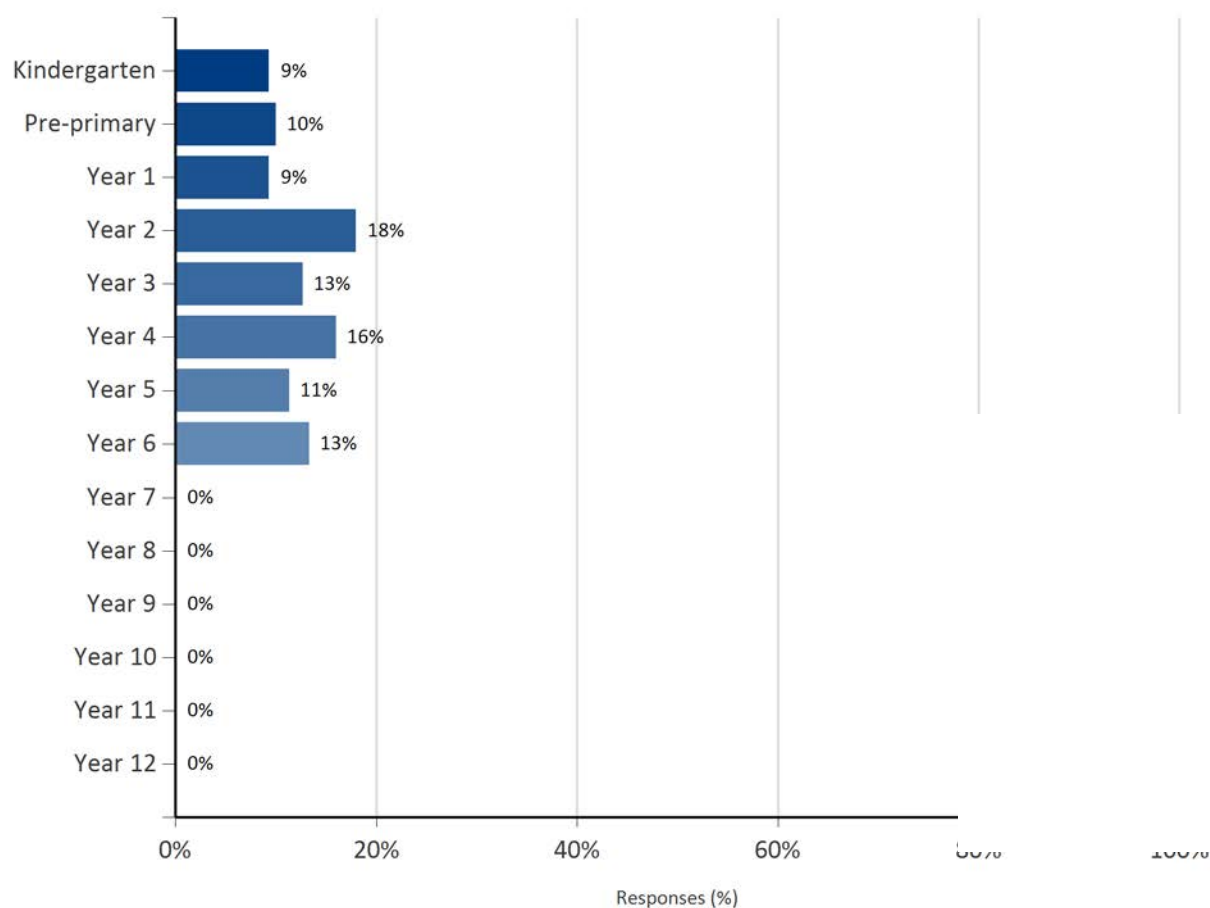
Parent Satisfaction Survey 2020

In 2020, the School Board was charged with conducting and analysing the Parent Satisfaction Survey.

1 . What is the year level of the child you are considering when you answer this survey?

Question overview

Module name	Parent National School Opinion Survey 2020-2021
Module owner	WA Public Schools
Category	None
Mandatory	No
Type	Single response multiple choice
Answered	150
Not answered	0





We received 150 responses to the survey which is a pretty good response. Year 2 response was the highest, followed by Year 4 with a relative even spread for the others.

Parent Feedback

We received a relative positive response from parents in regards to aspects of the school. An average of 4.4/5 was scored across all questions.

The highest scoring response was; 4.7 This school is well led.

The lowest scoring was:

4.1 - The teachers at this school provide my child with useful feedback

4.1 - The school takes parents opinions seriously

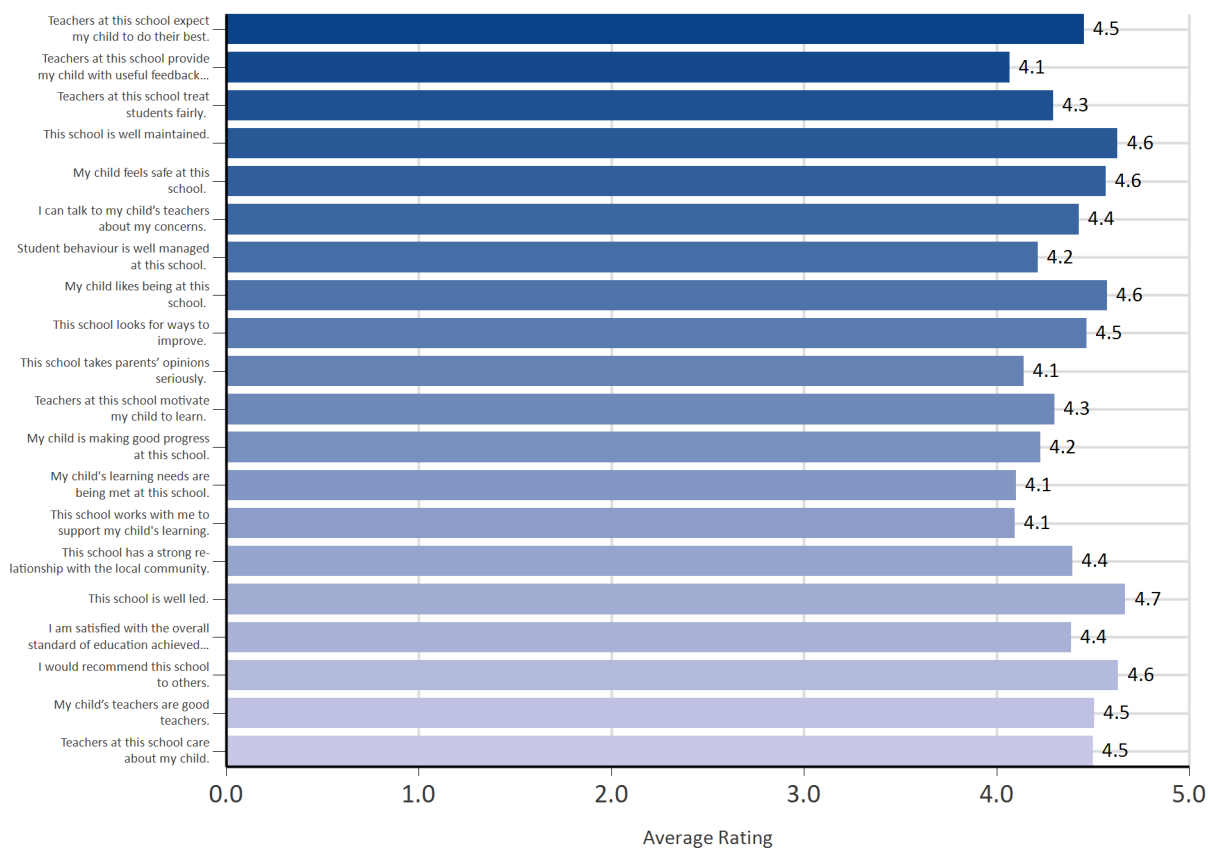
4.1 - My child's learning needs are being met at this school.

4.1 - The school works with me to support my child's learning.

Analysis

It is clear that communication between the school and individual parents needs to be strengthened. This could mean three-way conferences with the student, teacher and parents or just teacher, parents formalised meetings. This is to be discussed with staff, school board and parent bodies.

Parents prefer Class Dojo followed by emails as the best means of communicating, the school will strengthen communicating with parents in these formats.



Parent Comments from the survey;

What are some of the positive aspects of Vasse Primary School? (111 responded)

Friendly atmosphere, good connections and relationships between children, staff and families. Child led play based learning and opportunities for each child to grow and reach their potential at his or her own, unique rate and way.

Great school! Great communication and community feel. Positive teacher and kids. I Love the emotional development it really comes through in the boys social interaction. Great out of the box teaching approaches, teaching for the unknown future out kids will be walking into.

I like the Kathy Walker approach to early learning and how it carries on through to the older years with inquiry etc. I like the Ruler emotional awareness program they use and how mindfulness is an everyday part of school life. walk and talk is great. Kitchen garden is great. Teachers seem to enjoy their job and are passionate about the school values. Seems to be a very holistic school.

The Chaplain; so caring and skilled at what she does. Inclusive; Indigenous programs, students with disabilities, students from trauma backgrounds. Teachers; competent, caring, innovative, approachable, positive, cheerful Admin team; inspire confidence in their ability to run and coordinate the school, respectful to adults and students Office staff; know their work, kind and thoughtful, a joy

The school provides opportunities for all students, regardless of their strengths. Arts and sports are encouraged along with academics. Communication is good. Staff are always looking for different ways to engage students with learning.

What are some of the aspects that Vasse Primary School could improve on? (92 responded)

Numeracy and literacy. Teaching the kids to have pride in neatness and presentation. Creating opportunities for kids to be challenged if they are working above the average.

Support for children with extra needs Parking on the junior side of the school

Teacher quality and current evidence based practices. Teacher communication in PP this year has been poor with little effort to interact with parents or see parents as partners in the education process. A consistent approach across year levels for communication. Each class teacher seems to have different standards of what is communicated and parent involvement.

The size of the school is growing to large and losing some of its appeal. The facilities need to be upgraded like the undercover area and toilets.

More informal feedback on children's progress between reports. There is less time at the classroom door than previously so this does not occur as spontaneously as it once did.

Communication strategy: information overload! Relevant comms are easily missed by busy parents. Eg The fathering project comms - less relevant email updates desensitised my hubby who then missed the email to book the event. Of the messaging re Mr K sausage sizzle it was only the initial note that mentioned the requirement for parents to sign something. Etc

I know Covid has meant changes , but I feel my child is missing out by not allowing parents into the classrooms of kindy and pre-primary in the morning to see what they are up to. It builds strong bonds between kids and the other parents - it's how you get to know the year group. It is great that kids have become more independent but it would be nice to come into the class if we are able to.

There were 15 comments all related to parking.



What aspects should the school focus on over the next 3 years? (84 responded)

This is difficult to answer, but continuing community programs such as the Fathering project would be one area to focus on, as this is a wonderful initiative for the men in our community. It so positively encourages Dad's to be more involved with the school community and provides a great network for the Dad's.

Investment in sets of reading books for PP-3. Some are outdated and are not ideal first readers. More emphasis on phonics would be beneficial.

Connection to country, climate change, religious awareness (we are atheists but feel an understanding of other religions is a valuable learning and tolerance tool, plus the basics maths, English and science

Continue focusing on development of the whole child ie academic, emotional, social, physical

Infrastructure to cater for growing school, such as extending The Hive. I think it is feasible student numbers will reach 1000 kids. Continue to support The Fathering Project and Pastoral Care.

Innovate to support teachers in executing their plans.

Learning about regenerative agriculture and eating whole foods, while reducing food rewards based around sugar etc. Focusing on teaching the kids critical thinking skills. Identifying kids that may come from homes where they aren't learning basic life skills and then adding in an extra program where they can learn basics - preparing food, basic hygiene, belonging to sports communities etc.

Providing explicit education into equal opportunities for boys and girls (female rights) and big discussions into acceptance of people from all backgrounds. Vasse is not very multicultural or diverse so I think explicit education is required. More explicit education into climate change, global warming, renewable energy etc from a global point of view.

Teacher-parent communication...What is happening in the classroom termly or focus learning so parents can support this at home. Literacy practices that are aligned with current research

Slowing the growth in overall student numbers. Assessing the measurable outcomes of investigative learning and communicating those results in a transparent fashion to parents.



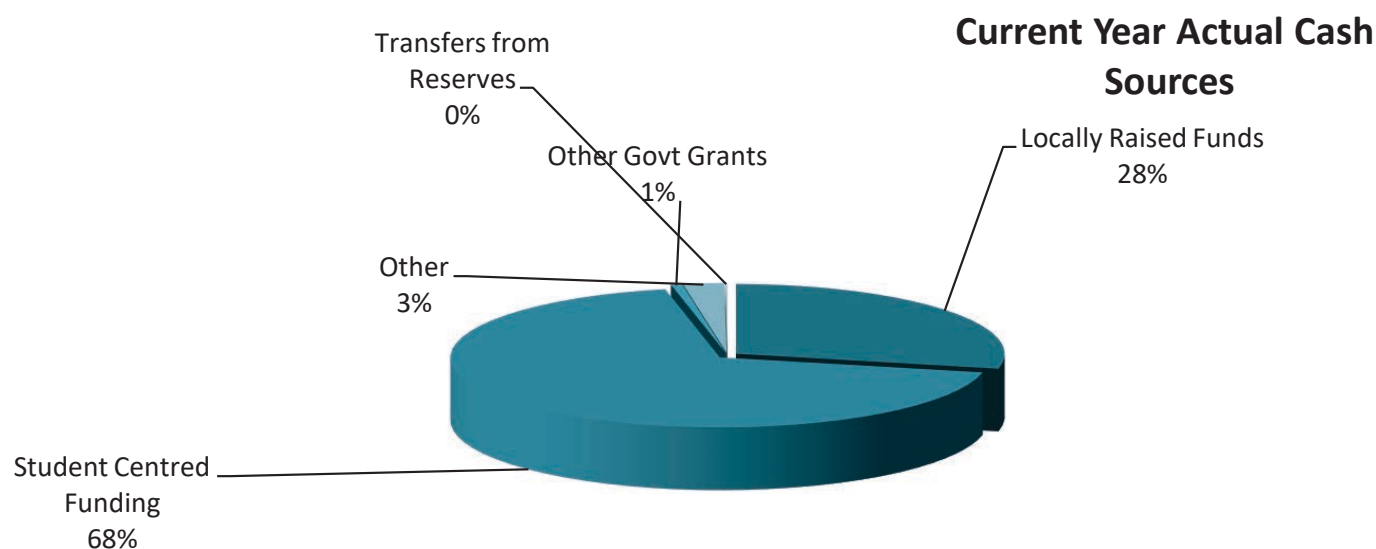
Highlights 2020

- UnderCover Area makeover and renaming to the Hive
- Early Years Teacher Development School
- Inaugural Fathering Project Group Meeting 25 Feb
- Harmony Day/National Day of Action against Bullying and Violence marking 10 year anniversary of Australia's key anti-bullying event. Theme for 2020 is "Take Action Together".
- EC Carpark bollards & New Carpark at Tennis Courts
- Kitchen Garden Pierre de Ronssard Rose Planting by Lady Clarke And Ian Parmenter
- Sports Carnival 2020
- Vasse PS Podcasts is Alive
- NAIDOC Day Celebration - a joyful cultural experience for all 7 July
- Book Week Parade
- Year 6 Camp to Rottnest Island
- Dance Extension - Out of 600 entries Vasse Primary was selected in top 19 AND awarded HIGHLY COMMENDED for their performance titled "The Hive" in Act-Belong-Commit YOH 'Screen' Festival
- Inquiry 2020 - Sustainability - The Big Question (Years 3 - 6)
- Simon Mansfield - Top 50 Hot Educator List in "The Educator's" Magazine
- Kathy Guiver WAECSSA Outstanding Administrative Support Officer Award Manager of Corporate Services Category - Finalist 2020.





	Revenue - Cash & Salary Allocation	Budget	Actual
1	Voluntary Contributions	\$ 31,320.00	\$ 31,319.60
2	Charges and Fees	\$ 94,229.00	\$ 94,229.34
3	Fees from Facilities Hire	\$ 591.00	\$ 590.90
4	Fundraising/Donations/Sponsorships	\$ 43,982.00	\$ 43,982.06
5	Commonwealth Govt Revenues	\$ 3,912.00	\$ 3,912.02
6	Other State Govt/Local Govt Revenues	\$ -	\$ -
7	Revenue from Co, Regional Office and Other Schools	\$ -	\$ -
8	Other Revenues	\$ 14,770.00	\$ 14,769.38
9	Transfer from Reserve or DGR	\$ 812.00	\$ 812.00
10	Residential Accommodation	\$ -	\$ -
11	Farm Revenue (Ag and Farm Schools only)	\$ -	\$ -
12	Camp School Fees (Camp Schools only)	\$ -	\$ -
	Total Locally Raised Funds	\$ 189,616.00	\$ 189,615.30
	Opening Balance	\$ 106,898.75	\$ 106,898.75
	Student Centred Funding	\$ 408,431.00	\$ 408,430.68
	Total Cash Funds Available	\$ 704,945.75	\$ 704,944.73
	Total Salary Allocation	\$ 6,281,741.00	\$ 6,281,741.00
	Total Funds Available	\$ 6,986,686.75	\$ 6,986,685.73

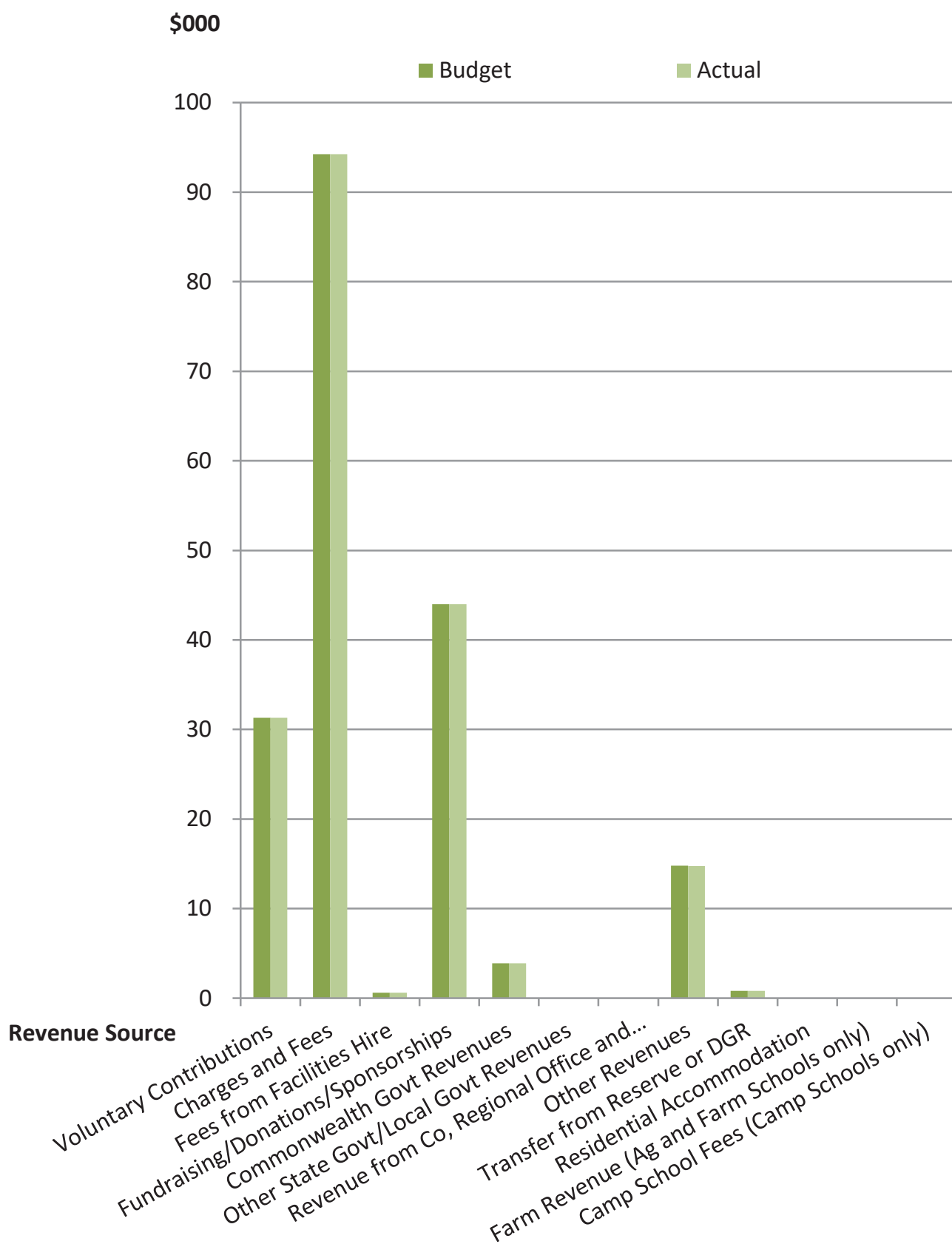


Vasse Primary School

Financial Summary as at

December 31, 2020

Locally Generated Revenue - Budget vs Actual

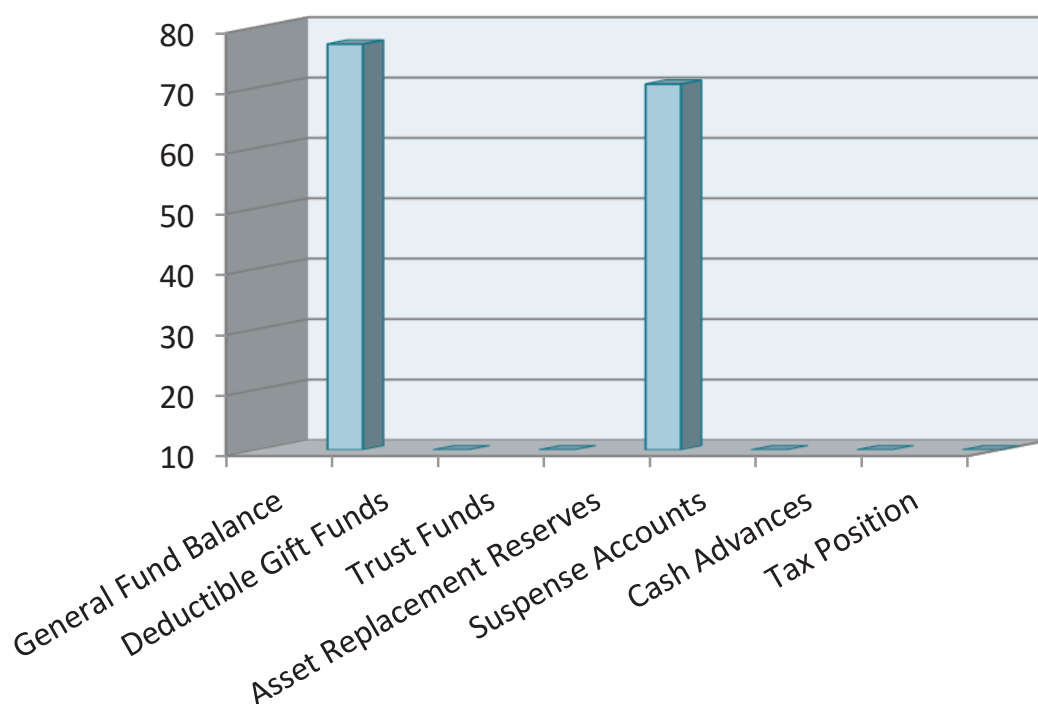




	Expenditure - Cash and Salary	Budget	Actual
1	Administration	\$ 36,250.00	\$ 31,487.14
2	Lease Payments	\$ 26,800.00	\$ 24,684.41
3	Utilities, Facilities and Maintenance	\$ 159,088.00	\$ 154,413.25
4	Buildings, Property and Equipment	\$ 117,725.00	\$ 116,896.37
5	Curriculum and Student Services	\$ 308,453.00	\$ 258,269.84
6	Professional Development	\$ 26,249.00	\$ 24,348.30
7	Transfer to Reserve	\$ 14,000.00	\$ 14,000.00
8	Other Expenditure	\$ 9,972.00	\$ 3,380.05
9	Payment to CO, Regional Office and Other Schools	\$ -	\$ 277.40
10	Residential Operations	\$ -	\$ -
11	Residential Boarding Fees to CO (Ag Colleges only)	\$ -	\$ -
12	Farm Operations (Ag and Farm Schools only)	\$ -	\$ -
13	Farm Revenue to CO (Ag and Farm Schools only)	\$ -	\$ -
14	Camp School Fees to CO (Camp Schools only)	\$ -	\$ -
	Total Goods and Services Expenditure	\$ 698,537.00	\$ 627,756.76
	Total Forecast Salary Expenditure	\$ 6,146,644.00	\$ 6,146,644.00
	Total Expenditure	\$ 6,845,181.00	\$ 6,774,400.76
	Cash Budget Variance	\$ 6,408.75	

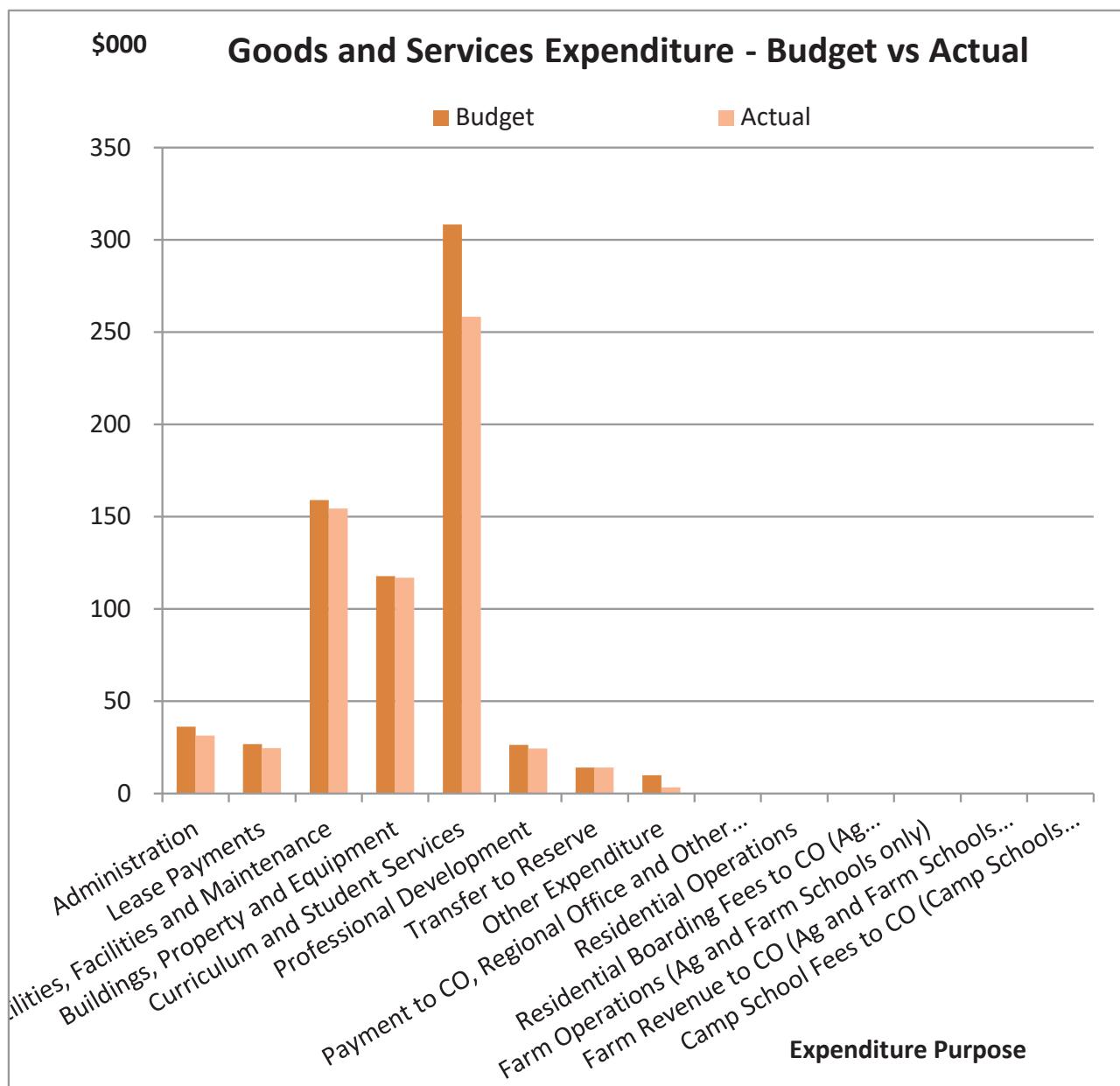
Cash Position

\$000



Vasse Primary School

Financial Summary as at
December 31, 2020



Cash Position as at:		
Bank Balance	\$	140,456.28
Made up of:	\$	-
1 General Fund Balance	\$	77,187.97
2 Deductible Gift Funds	\$	-
3 Trust Funds	\$	-
4 Asset Replacement Reserves	\$	70,546.88
5 Suspense Accounts	-\$	5,615.57
6 Cash Advances	\$	-
7 Tax Position	-\$	1,663.00
Total Bank Balance	\$	140,456.28



Be Respectful • Be Responsible • Be Your Best

Vasse Primary School • 17 Kloorup Road VASSE WA 6280
(08) 9746 3700 • vasse.ps@education.wa.edu.au • www.vasseps.wa.edu.au